



Business Register

Scope, Coverage and Analysis of Business Register

Economics & Statistics Division

Department of Planning, Govt. Of Uttar Pradesh

Business Register

Uttar Pradesh

2015



**Economics & Statistics Division
Department of Planning, Govt. of Uttar Pradesh
Lucknow**

Website: <http://updes.up.nic.in>

Email: ssspesd-up@nic.in

Foreword

In pursuance of recommendations of the 13th Finance Commission for Statistical Strengthening of the State one of the milestones ascertained was to create a Business Register of the State in order to record all enterprise groups, enterprises and local units that are active in national economy, the DES conducted a field survey enlisting all such business entities. The district wise survey report, as directed by MOSPI was compiled to create Business Register of the State.

This publication is an attempt not simply to collate information provided by the survey but to depict the revelations and findings of the survey based on the analysis of the data. Sincere efforts are made to explore in detail and to draw comparison between various parameters determined in the Business Register and hence references will be found in the text to various graphs plotted and tables prepared based on the study to bring forward major economic activities prevalent in the State, parts of the State where dominance of the enterprises occur, and above all worker wise, registration authority wise, ownership wise the frequency of enterprises and workers engaged in the State.

Exceptional features of this ensuing edition have been the inclusion of almost all possible tables that could be generated concerning Business Register data and updation of information in all aspects. I am sure that this volume will serve as an important source of information for the statistical analysis of the business population and its demography. All valuable suggestions and comments regarding the improvement in the quality will be appreciated.

It is important to acknowledge that this report is a collaborative achievement and I express here my appreciation of all the concerned staff members for the assistance, consistent support and cooperation extended to make the survey a success, especially the field staff for conducting the survey. I am also indebted to the respondents of the State whose response was of utmost importance for this accomplishment.



Girja Shanker Katiyar
Director

Lucknow,
Date: 26.08.2016

HIGHLIGHTS

- **Business Register constitutes of 8,15,135 traced working establishments.**
- **These are exclusively those entities which are registered under 10 identified Acts.**
- **Entities found in rural and urban sectors are 2,06,865 and 6,08,270 respectively bearing the ratio 1:3**
- **The report suggests that District Lucknow has highest number of enterprises i.e. 54,064 and District Shravasti has least number of enterprises i.e. 1111**
- **Amongst divisions, it is found that Meerut division has maximum number of working establishments i.e. 97956**
- **In the State the total number of workers engaged in the entities included in the Business Register are 54,82,650**
- **About 942601 workers are found to be occupied in retail sale of food, beverages and tobacco in specialised stores (NIC- 472) which is maximum in number.**
- **The enterprises registered under Shops and Commercial establishments Act is maximum i.e. 365320**
- **Employment size of the class interval 1-10 is 756663 units and is maximum whereas employment size greater than 1000 is minimum, just 102 units.**
- **Major economic activity pursued in the State is retail sale of other goods in specialised stores (NIC- 477) by 114004 enterprises.**
- **646083 enterprises are having proprietary type ownership which is found to be maximum in number.**

OFFICERS AND STAFF ASSOCIATED WITH THE REPORT

Supervision and Monitoring

Mr. G.S. Katiyar - Director

Guidance, Assistance and Support

Mr. Arvind Kumar Pandey- Joint Director

Mr. Sanjay Kumar Srivastava- Deputy Director

Mrs. Dumnesh Diksha Sahu- Economics & Statistics Officer

Supervision of Data Collection and Data entry work

Field level officers and Staff of DES

Software Development and Training

1. Mr. Pankaj Vimal - Deputy Director(Computer)

2. Mr. Manish Kumar-Additional Statistical Officer

Report Writing, Documentation and Preparation of Graphs, Charts and Tables-

1. Mr. Manish Kumar- Additional Statistical Officer

2. Ms. Vaswati Mukherjee- Assistant Statistical Officer

3. Mr. Mohan Singh- Senior Assistant

Index

SI No.	Contents	Page (From-To)
	Section-I: Introduction	
1	Definition, Scope, Coverage and Benefits of Business Register	1-2
2	Methodology	3-6
3	Preparatory activities and canvassing the Schedule	6-8
	Section-II :Analysis of the State Business Register	
4	Establishment Population	9
5	Rural Vs Urban Sector Establishments	10
6	Establishments in Divisions of Uttar Pradesh	11
7	Employment generated by Establishments	12
8	Registration of enterprises under different Acts	
8(a)	Acts and Count of Establishments registered	13
8(b)	Employment share under different Acts	14
9	Status of Employment in Establishments	15
10	Establishments under different ownerships	
10(a)	Ownership category and number of Establishments	16
10(b)	Employment in different ownerships	17
11	Establishments and Economic activity	
11(a)	Establishments pursuing major economic activity	18
11(b)	Workers engaged in major economic activity	19
	Section-3: Tables	
12	Table 1 to 9	
12.1	Table 1-District wise establishments	20-21
12.2	Table 2-Districtwise and Act wise establishments	22-24
12.3	Table 3-District wise workers	25-26
12.4	Table 4- Act wise workers	27
12.5	Table 5- Employment size wise establishments	28
12.6	Table 6- 20 Major Economic Activity wise establishments	29
12.7	Table 7- 20 Major Economic Activity wise workers	30
12.8	Table 8-Ownership type wise establishments	31
12.9	Table 9-Ownership type wise workers	32
	Section-4: Annexures	
	Annexure-1 Format 'A'	33
	Annexure-2 Format 'B'	34-35
	Annexure-3 Format 'C'	36
	Annexure-4 NIC 2008 Section- Major Industry classification	37
	Annexure-5 NIC 2008 Division Major Industry classification (2 digit)	38-39
	Annexure-6 NIC 2008 3-digit NIC code along with description	40-45
	Annexure-7 Coding convention used in Census 2011	46

SECTION - I

Introduction

Introduction

Business Register: Concept

Business may be defined as an organisation or enterprising entity of a person, partnership or corporation/organisation etc., engaged in commercial, industrial or professional activities. A **business** can be a for-profit entity, such as a publicly-traded corporation, or a non-profit organization engaged in **business** activities, such as an agricultural cooperative.

Business Register (BR) is a list of all such establishments and enterprises pursuing various economic activities relating to production and or distribution of goods and or services at a place. Such a list when complete will provide an ideal frame for conducting sample surveys and undertaking studies of various economic activities for finding their pattern and trend in the country. It serves as a statistical tool for the preparation and coordination of surveys. It is an important source of information for the statistical analysis of the business population and its demography.

Background and Purpose of Business Register

Central Statistical Organisation, Government of India issued guidelines to generate Business Register at State level as part of its efforts to enlist business entities engaged in various economic activities bearing certain basic items of information about each of the existing enterprises in the Business Register. At present an up-to-date frame of enterprises at the national level is available only in respect of the units/ factories covered under the Annual Survey of Industries (ASI). The ASI presently covers the relatively bigger units belonging to manufacturing and repair sub-sectors that are registered under sections 2m (i) and 2m (ii) of the Factories Act 1948 or under the Bidi & Cigar Workers (Condition of Employment) Act. For the other sectors, no such updated and satisfactory frame of bigger units/ enterprises exists at present. For planning any survey of such units, like the Survey of Non-Manufacturing Industries (SNMI), it would be desirable to develop a frame of establishments along with certain basic items of information for all sub-sectors such as trade, hotels and restaurants, transport, storage, communication, real estate, legal & business services etc. popularly known as Business Register.

Since it is an initiation of preparation of such Business entity list, grounds for inclusion in the Business Register have expanded to the entities registered under the 7 Acts determined by CSO.

The Business Register so developed would reduce burden on respondents and in turn induce respondents to provide proper information on items not yet collected under various registers, reduce survey cost, and also provide useful information for statistical administration at the lowest level of administration, which is needed for inclusive development of the country.

Scope and Coverage

In theory, Business Register records all enterprise groups, enterprises and local units that are active in the national economy. Thus it is the basic foundation for System of National Accounts (SNA). Geographically it covers all the States and Union territories of the country within the domain of Economic Census. It follows by and large the concepts and definitions of Economic Census.

Benefits of BR

The benefits of the BR to various users are as under:

For the Private entrepreneurs

- (a) Establishing business profile for a specific area;
- (b) Reduction in response burden by designing a standard format and advising the enterprises to fill up the same so that the number of existing returns can be reduced to a bare minimum;
- (c) Analyzing existing potential business markets; and
- (d) Assessing/ assisting market research.

For the Government

- a) Reducing administrative burden; and
- b) Improving efficiency in registration system.
- c) National Accounting and effective policy formulation, monitoring and planning.

National support for creation and updation of BR

The Standing Committee on Industrial Statistics (SCIS) considered from time to time various recommendations of National Statistical Commission (NSC) related to Industrial Statistics which included the recommendations to develop a comprehensive Business Register. Further the decision/recommendation and grant assistance of the 13th Finance Commission to develop inter-alia, Business Registers at District level for using as a frame for estimating District Domestic Product gave a fillip to the Development of Business Registers in the country.

Methodologies adopted for development of creation and updation of BR

STEP-1:

In order to develop Business Register, it is essential to learn about registration system prevalent at District level and at State capitals. Hence, the States were requested to do the following in respect of existing registering authorities:

- i) Listing of State/District level Registering Authorities meant for registration of legal entities with complete official addresses and designation of the officer responsible for providing information; and
- ii) Listing of items of statutory information at the time of registration separately for each type of institution
- iii) Development of database in electronic form for consolidation of all such information available.

STEP-2:

Ideally the Business Register is exhaustive and should include all enterprises and establishments. Due to the presence of vast informal sector, in the initial effort, the following Acts and the Registering Authorities had been identified and kept in focus.

S. No.	Acts/Authorities to be considered	Corresponding Registering Authorities	Coverage
1	Companies Act,1956	Registrar of Companies	All companies
2	Factories Act,1948	Chief Inspector of Factories	Factories in which at least ten workers were employed on any day of the preceding twelve months and were engaged in manufacturing process being carried out with the aid of power or in which twenty or more than twenty workers were working on any day of the preceding twelve months in manufacturing process being carried out without the aid of power.
3	Shops and Commercial establishments Act	Labor Commissioner	Shops and commercial establishments
4	Societies Registration Act	Registrar of Societies /Deputy Commissioner (Legal)	Societies/ NGO/SHG (Note: Business Register for NPI has been already prepared, it needed to be updated only)
5	Cooperative Societies Act	Registrar of Cooperative Societies	Cooperative Societies may be credit or consumer cooperatives.
6	Khadi and Village Industries Board	Khadi and Village Industries Board	Khadi and cottages industrial units
7	Directorate of Industries(District Industries Centre)	General Manager/Joint or Deputy Commissioner, District Industries Centre	Industrial units or firms: private limited or public limited, micro, small or medium.

The list of establishments registered till 31.03.2012 was prepared in respect of each of the above Act/ Authority.. The information was collected from the concerned registering authority on **Format ‘A’: Annex-1**. In this process the seven lists generated were computerized and were utilized for the phase- 1 survey.

In phase-2 for the period 01.04.2012 to 31.03.2014, the entities registered under the above mentioned 7 Acts were enlisted and survey conducted for updation. Besides this, in this phase keeping in view the provision of incorporating more Acts in the Business Register depending upon the relevance in the states, all the business entities registered under the following three new Acts till 31.03.2014 were also enlisted for survey purpose-

- Pre Conception and Pre Natal Diagnostic Techniques Act, 1995
- Clinical Establishment Act, 2009
- Food Safety and Standard Act of India, 2006

Srl. No.	Acts/Authorities to be considered	Corresponding Registering Authorities	Coverage
1	Pre Conception and Pre Natal Diagnostic Techniques Act, 1995	Chief Medical Officer	Genetic Counselling Centre, Genetic clinic, Genetic Laboratory
2	Clinical Establishment Act, 2009	Chief Medical Officer	All Clinical establishments, Nursing homes and Hospitals except those run by the armed forces.
3	Food Safety and Standard Act of India, 2006	Chief Medical Officer	Food business operators, vendors, restaurants, sweet shops, departmental stores, milk dairies and hotels, etc. and drug manufacturing units, hospitals, nursing homes, medical stores, etc.

STEP-3:

1. All the State/district level lists were segregated up to the lowest administrative unit for easy identification in the field. Names of districts, towns, villages, pin codes were used for segregation of list of a geographical unit.
2. After the segregation, each District Statistical Officer (DSO) under the guidance and control of DES, field survey was undertaken in order to canvass the **Business Register Schedule** placed at **Format ‘B’**. **Annex-2**
3. During the field survey, enumerators were required to check the existence of the establishments with fixed site by visiting each establishment and correct the particulars like address etc. if required, and mark in the individual list those establishments which were not found in existence or found untraceable.
4. After canvassing the Business Register Schedule, the schedules were handed over to the District offices by the enumerator to undertake the translation of address in English language and coding of the activities at 3 digit of NIC 2008 .Thereafter the data entry work as per **Format ‘C’** was undertaken at the District offices. After the computerization of the lists Authority wise/Act wise final lists were generated and supplied to the concerned registering authorities/ agencies in order to facilitate concerned authorities to update their information, maintain the same, which in turn could be used by the DES in future. **The final Business Register (unified and having reference to the individual registers) was maintained by DES as per Format ‘C’**. **Annex-3**

During preparation and updation of Business Register the following instructions were given regarding precautions to be taken-

1. The list is required to be checked and corrected/ validated in respect of name of establishment, its address, activity, number of workers etc while updating by the enumerator
2. The updating needs to take into account the divisions or mergers of existing establishments, inclusion of new establishments and deletion of establishments which have ceased to exist.
3. While updating information, DSO will ensure that no establishment is repeated and each establishment is given a unique number, a running serial number separately for both rural and urban sectors. Activity codes, at 3 digit level, may be given as per NIC 2008. For establishments which are no more in existence, their numbers may be frozen. For establishments merged or split, their numbers/number may be frozen and a new numbers may be allotted.

4. The State DES would integrate the list of District Business Registers and prepare State Business Register at Directorate level containing information on various establishments in the state along with information on establishments no more in existence, establishments added (new), merged, divided (split)- activity wise and district wise (rural and urban separately) in the state and send the same to the Economic Statistics Division and National Accounts Division of CSO, New Delhi.
5. Rapport should be established with important Departments such as finance, labour, industry etc., for development of electronic linkages for access of their data bases by DES for Integration of Registers.

Following Instructions were given for filling the Business Register Schedule-

Section – I: Identification Particulars:

2011 Census codes should be adopted.

Section - II: Information on Establishments:

Directions to be followed for filling up the schedule are quoted below against respective column numbers-

1. Name and address along with PAN& TAN should be filled. The name of the occupier should be filled if the establishment is not having name.
2. Item 2 also should be recorded, if the establishment is having head office.
3. The description of the major activity of the establishments is one of the important items of information to be carefully recorded. The description should be adequately elaborated to enable proper classification and coding of the establishment. For instance, it is not sufficient to describe simply 'a shop' or the name displayed on the signboard of the shop. It is necessary to give full description, such as 'Electrical repair shop'. 'Medical shop', etc.
4. This column is to be left blank by the enumerator and will be filled with 3 digit NIC 2008 codes in the Office under appropriate supervision.
5. Year of operation in four digit (YYYY) **under the current ownership** is to be filled.
6. Type of ownership of the establishment will be recorded in code given in the schedule.
7. In this column total number of persons employed (both hired and not hired) on the last working day with respect to day of visit.

8. The registration number of the establishment should be furnished against the column of registration authority i.e. in 8.1 to 8.7 whichever is applicable. If an establishment is registered in more than one registration authority, the registration number of the registration authorities should be furnished in the respective column. **However only one Schedule is to be canvassed even though the establishment is registered with more than one registration authority.**

Supervision:

In order to check that the data is collected properly, proper supervision at various levels is necessary to ensure that the final Business Register prepared is error free.

Location code of Business Establishment:

A 16 digit location code may be generated for a business establishment in the register in the following format with the help of Census codes available at the following link - <http://censusindia.gov.in/2011census/Listofvillagesandtowns.aspx>

SSDDDTTTTTVVVVVV – a total of 16 digit code

State code (SS) 2 digit

District code (DDD) 3 digit

Sub-district code (TTTTT) 5 digit

Town/village code (VVVVVV) 6 digit

The location code may be assigned through computer (automatically generated) for establishments located in a particular town/village

Business Registration number:

Business registration number (BRN) is a unique identification number of an establishment in the Business Register. A 16 digit BRN may be assigned/ allotted in the following manner:

Rural area: 6 digit Census village code + 4 high order zeroes + 6 digit Running serial number of an establishment in the Business Register assigned in the order they get listed/appear/report for registration starting from 1 in each village – 16 digit code as **VVVVVV0000EEEEEE**

Urban area: 6 digit Census Town code + 4 digit ward code + 6 digit Running serial number of an establishment in the Business Register assigned in the order they get listed/appear/report for registration starting from 1 in each ward of the town- 16 digit code as **TTTTTTWWWWEEEEEE**.

SECTION - II

ANALYSIS OF BUSINESS REGISTER

Analysis of the State Business Register Data

1

• Establishment Population

- Establishments enlisted and surveyed in the two phases of survey

PHASE-1:

- * **Units registered under 7 Acts till 31-03-2012 undertaken for survey.**

In this phase out of 6,38,817 establishments registered under the 7 Acts in the State working establishments were found to be 5,19,158 and closed/not existing establishments were 1,19,659.

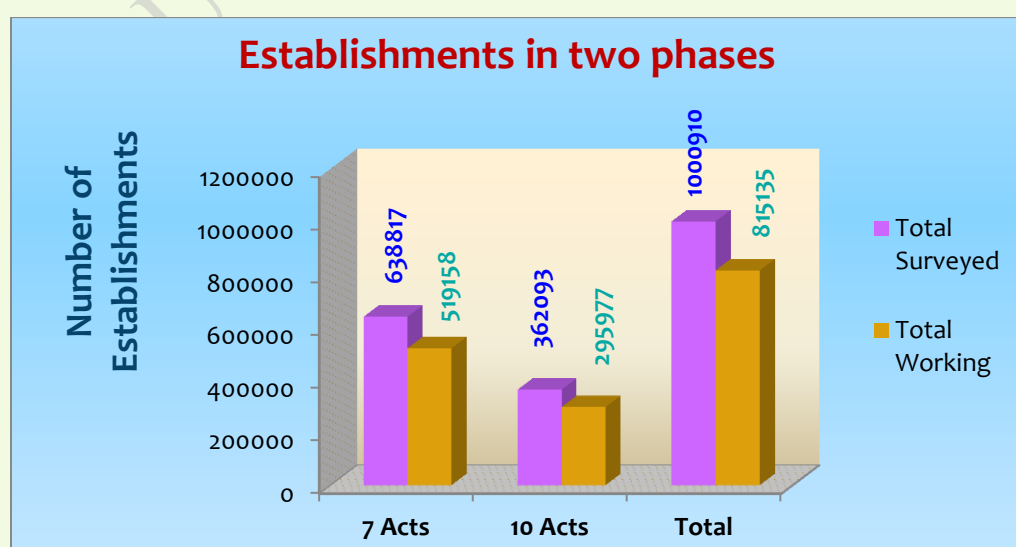
PHASE-2:

- * **Updation of list of units registered under 7 Acts from 01-04-2012 to 31-03-2014 done.**

- * Units registered under 3 new acts till 31-03-2014 undertaken for survey.

In the second phase the total number of establishments registered under all the 10 Acts in the State were now found to be 3,62,093 of which working establishments were 2,95,977 and closed/not existing establishments were 66,116.

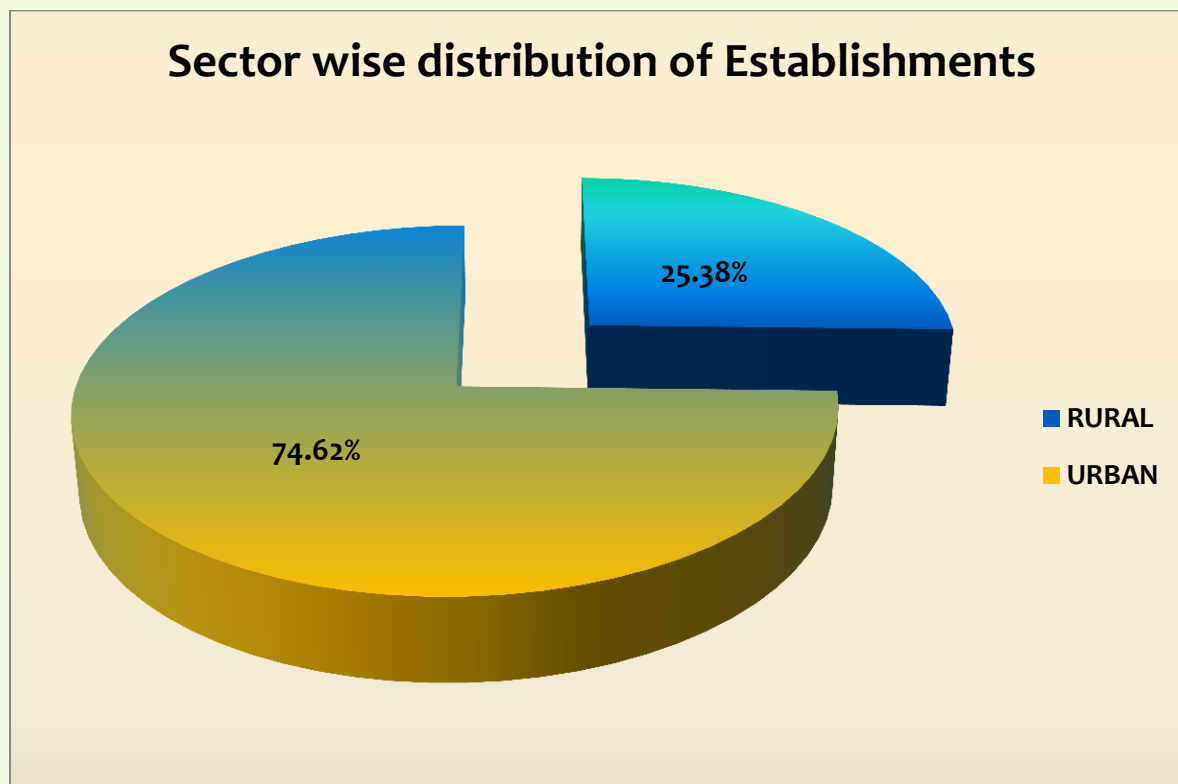
The overall total establishments surveyed were 10,00,910 and the consolidated Business Register of the State hence prepared comprises of 8,15,135 working establishments.



1(a)

• Rural Vs Urban Sector Establishments

The total number of working establishments in the State are 8,15,135. Total number of working establishments in Rural sector are 2,06,865 and in Urban sector 6,08,270.

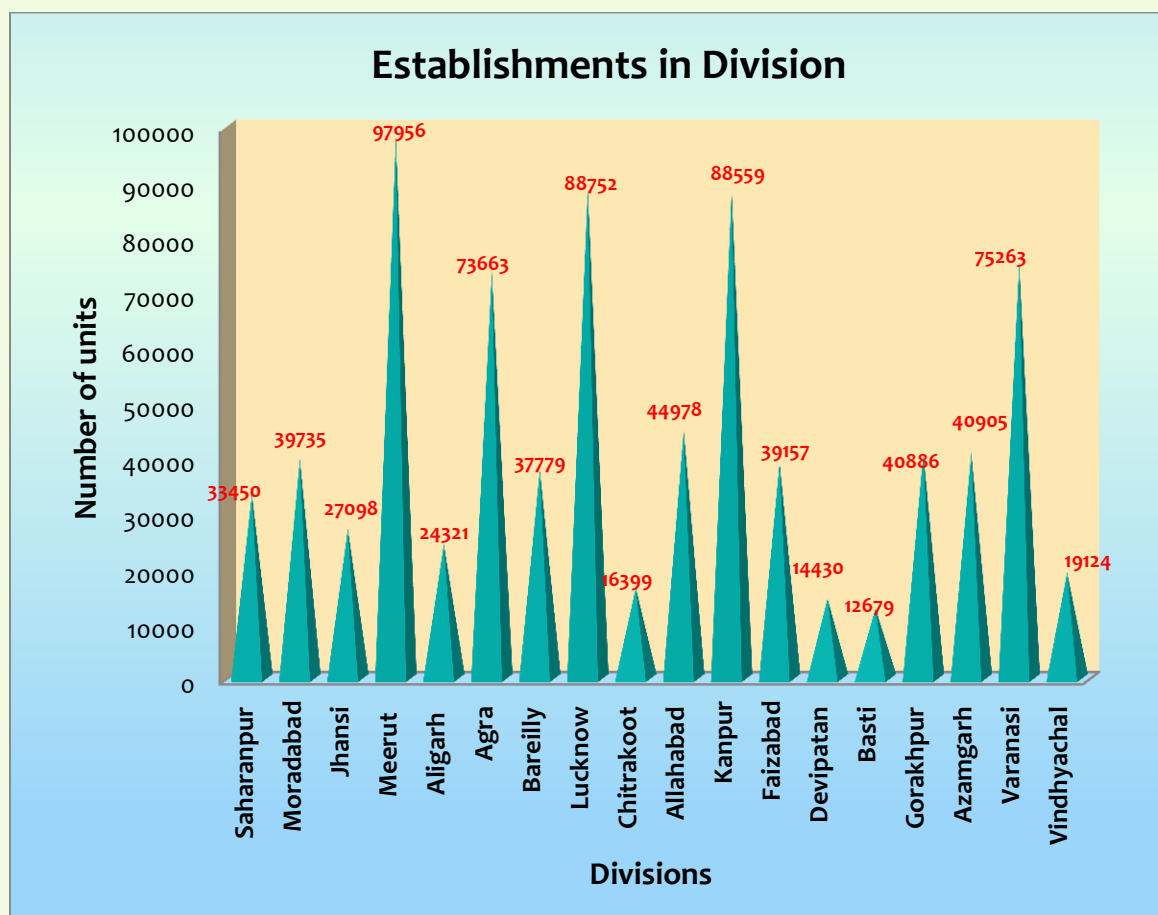


Taking into account the number of establishments in both the sectors and analyzing District-wise details it is found that District Lucknow is having the highest number of establishment i.e. 54,064 in the State followed by Kanpur Nagar 54,021 and Agra 46,920, whereas Shravasti, Shamli and Kasganj districts are having lowest number of working establishments in the State., the respective number of establishments in these districts are 1111, 1883 and 2077.

1(b)

• Establishments in Divisions of Uttar Pradesh

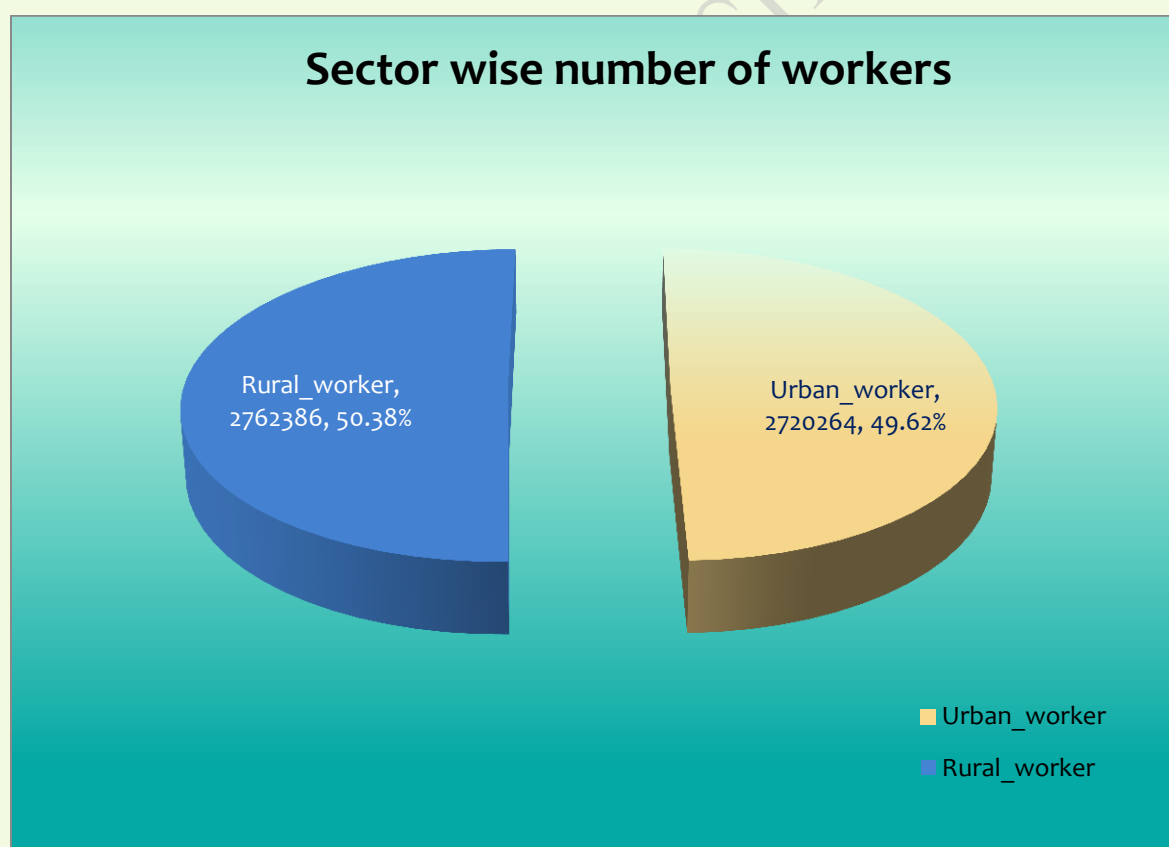
Division wise number of existing establishments is depicted below graphically -



The analysis reveals that Meerut division has maximum number of units 97956 followed by Lucknow division 88752 and then by Kanpur division 88559, the least number of units is found to be in Basti division 12679.

• Distribution of workers in Rural and Urban sectors

In the State total number of workers in working establishments is 5482650 of which in rural sector 2762386 (50.38%) workers and in urban sector 2720264 (49.62%) workers are found to be engaged. While analyzing District-wise details, District Varanasi is having the highest number of workers i.e. 1605917 in the State followed by District Lucknow 437940 and G.B. Nagar 431589 whereas Shravasti, Chitrakoot and Shamli districts are having lowest number of workers in the State, the number of workers in these districts are 3287, 5589 and 6388 respectively.



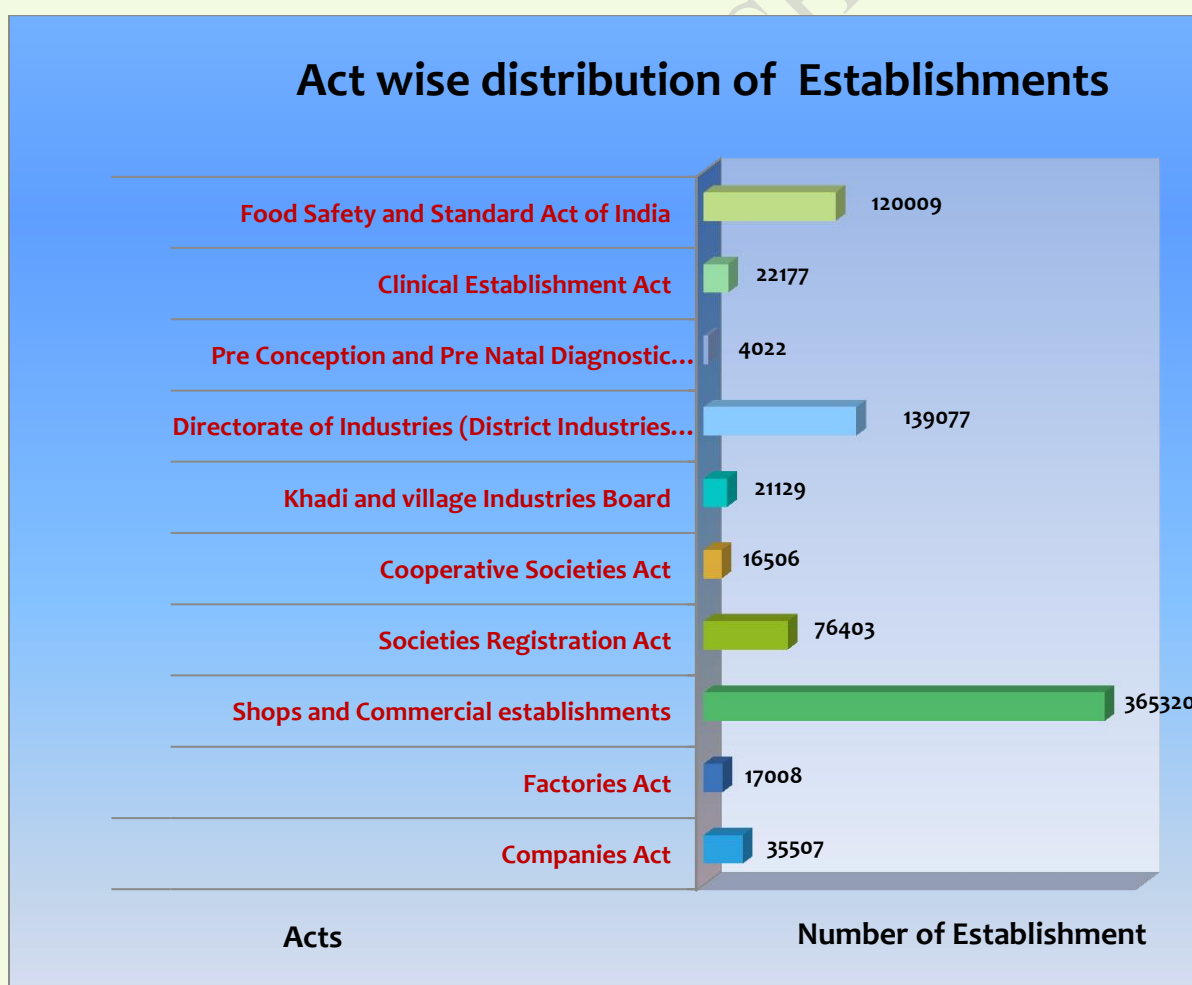
3

• Registration of enterprises under different Acts

3(a)

• Acts and Count of Establishments registered

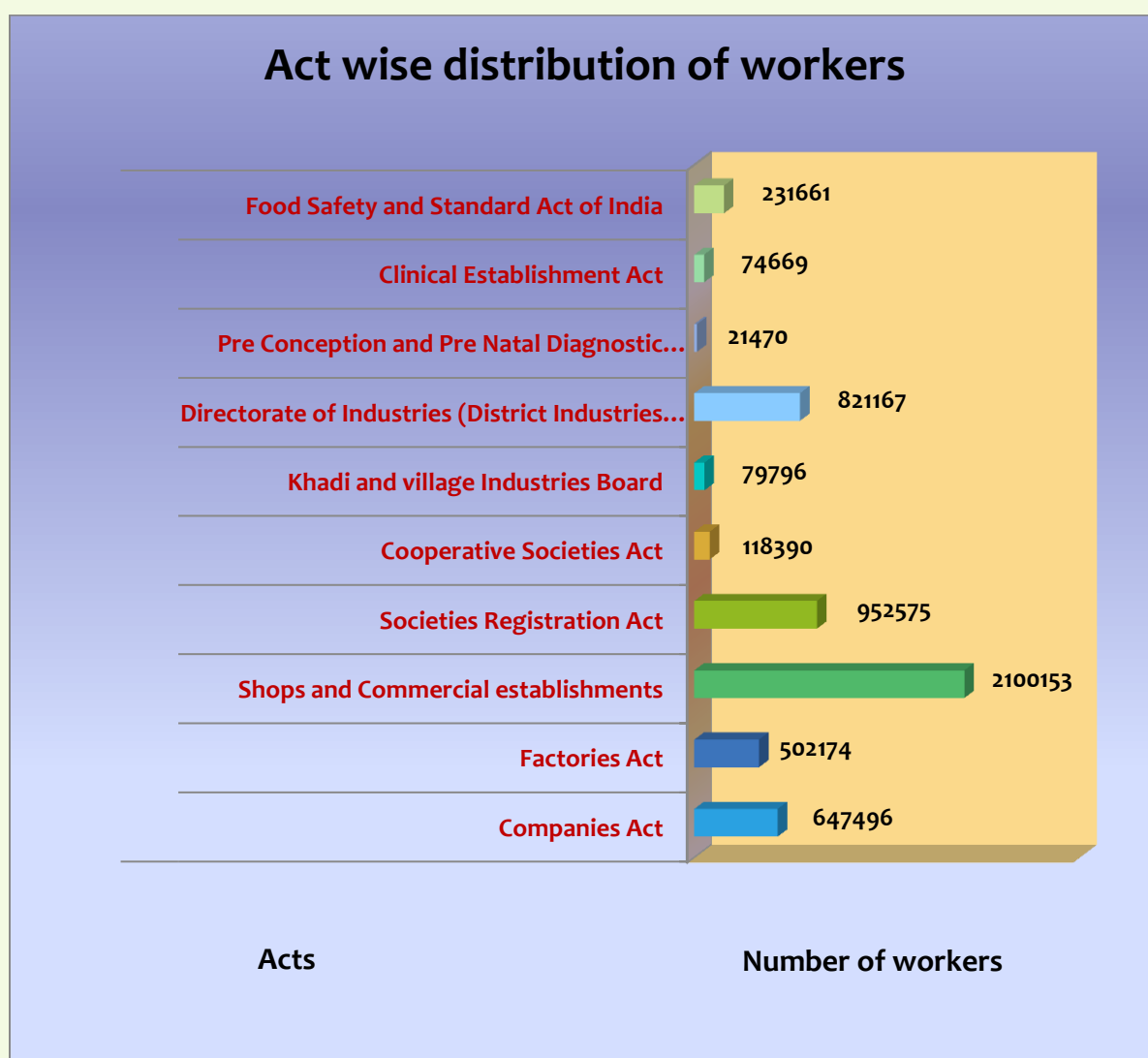
Total number of Establishments in the State is 8,15,135 whereas act-wise count of establishments is 8,17,158 which exceeds the total number of establishments due to multiple registrations. Out of the 8,15,135 total working establishments in the State, number of working establishments registered under Shops and Commercial establishments Act is maximum i.e. 365320 followed by 139077 establishments under Directorate of Industries and 120009 under Food Safety and Standard Act of India, and out of the rest 7 registration authorities number of establishments registered under Pre Conception and Pre Natal Diagnostic Techniques Act is minimum i.e. 4022.



3(b)

• Employment share under different acts

In the State out of the 5549551 total workers, number of workers under the establishments of Shops and Commercial establishments Act is the highest i.e. 2100153 followed by 952575 no. of workers in establishments under Societies Registration Act and 821167 under Directorate of Industries (District Industries Centre) and out of the rest 7 registration authorities number of workers in the establishments regd. under Pre Conception and Pre Natal Diagnostic Techniques Act is the lowest i.e.21470.



Total number of working establishments in the State is 815135 with 5482650 workers. The average number of workers per establishment is worked out to be 6.72.

While analyzing the number of establishments with employment size, number of establishments are very high in employment class size 1-10 i.e. number of establishments is 756663 followed by employment class size 11-15 which is 28358, in the class 16-50 is 24631 and the employment class size more than 1000 workers is just 102 units. It shows that almost 92.82 % of the establishments are of class size 1-10.



5

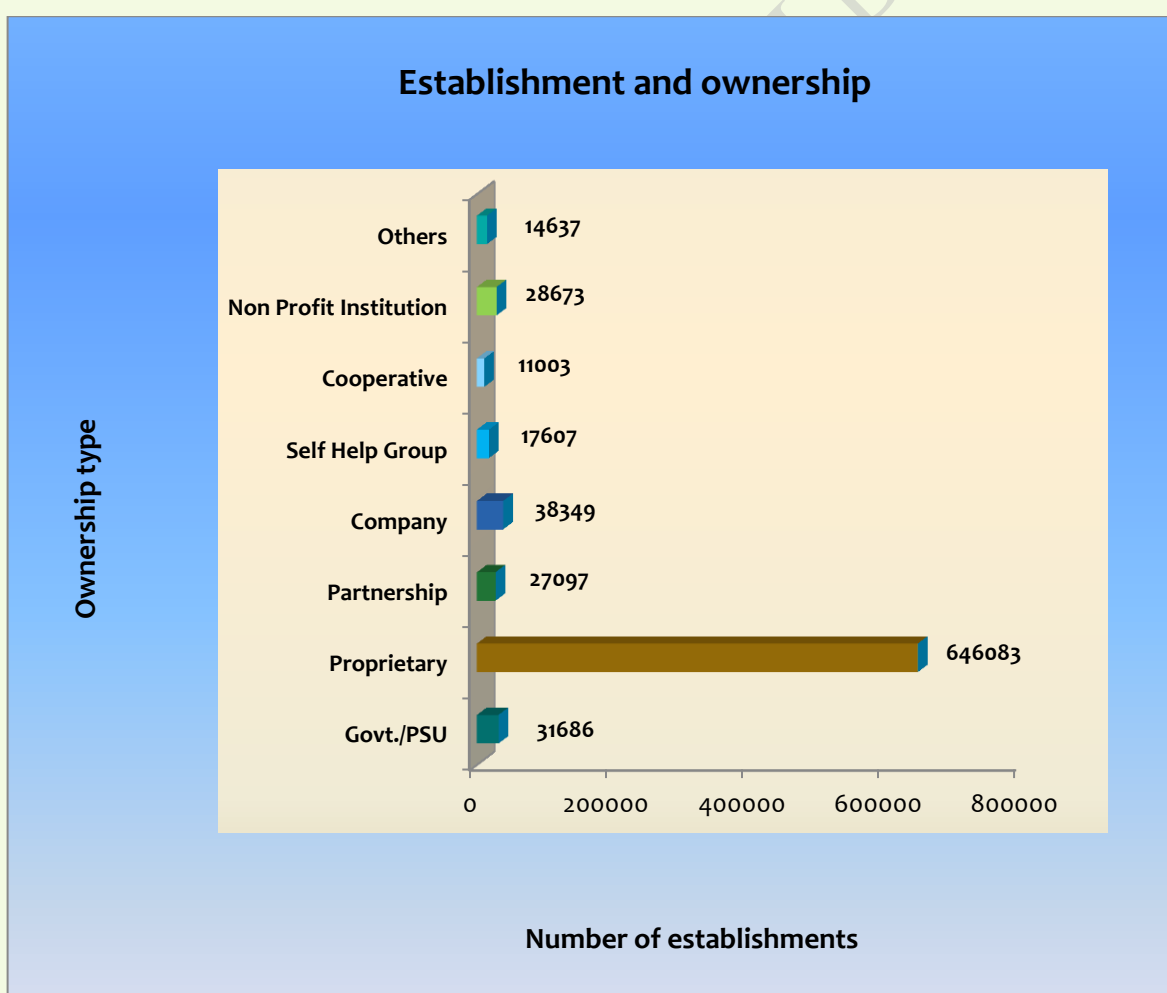
• Establishments under different ownerships

5(a)

• Ownership category and number of establishments

Out of the total 815135 working establishments, sole Proprietorship is most common making up 79.26 % of establishments with companies making up 4.7%, Govt./PSU's 3.88 % and Non-profit institutions like social service, youth associations, society development and welfare associations 3.51 %.

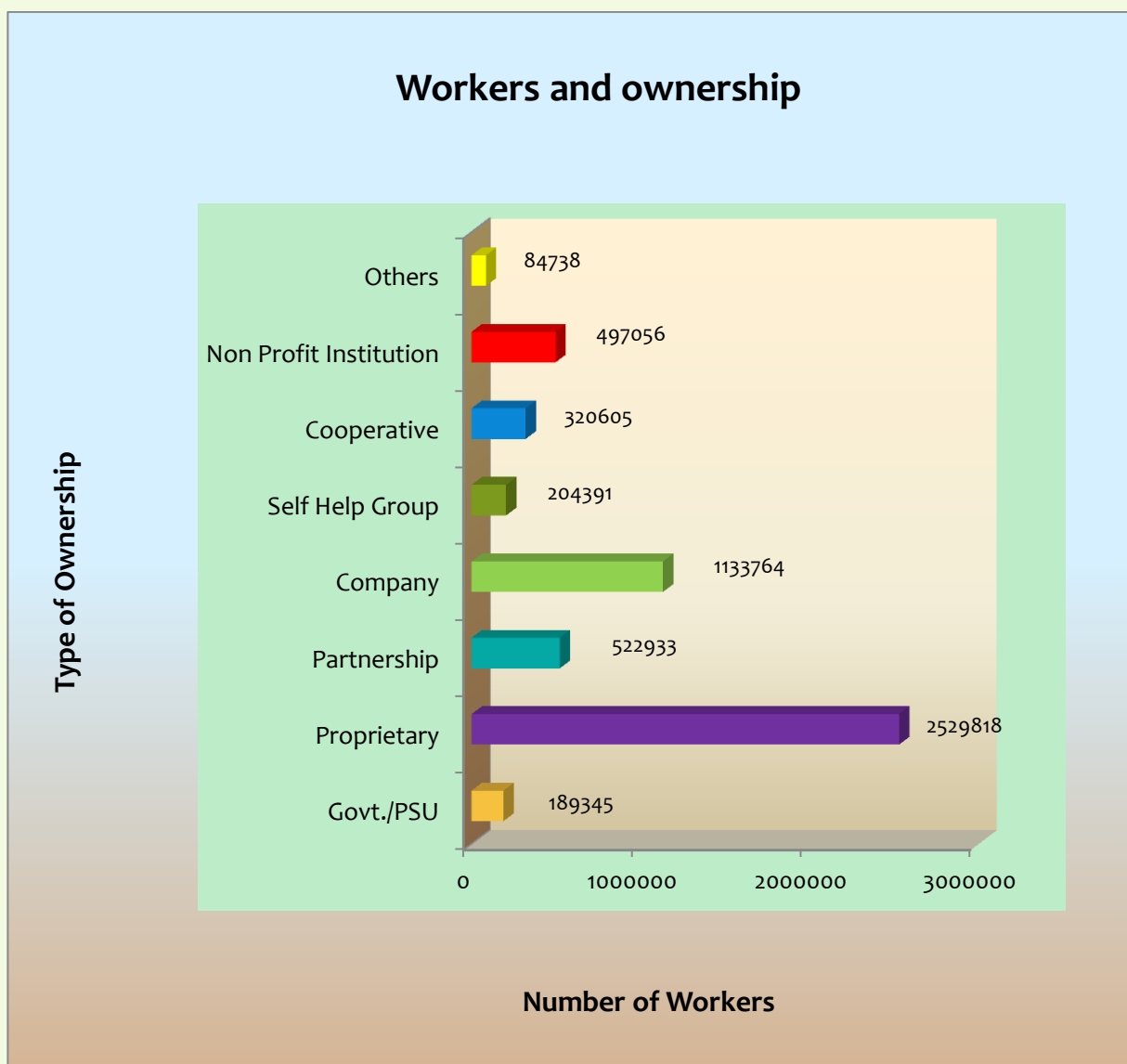
The establishment numbers with their ownership category is depicted in the graph-



5(b)

• Employment in different ownerships

Out of the total workers 5482650, number of workers under the ownership category Proprietary is maximum i.e. 2529818 followed by the category Company 1133764 and Partnership 522933. The least number of workers is found to be in the category Govt./PSU 189345 followed by the category Others 84738.



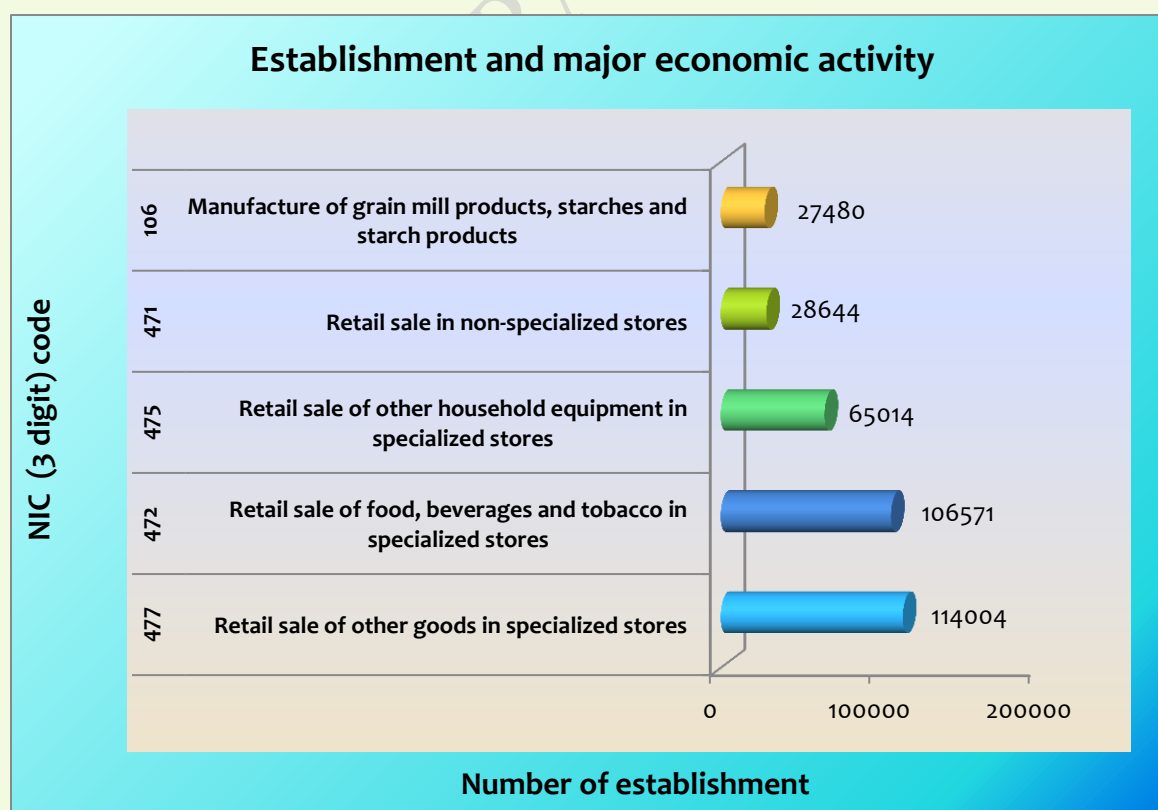
6

• Establishments and Economic Activity

6(a)

• Establishments pursuing major economic activity

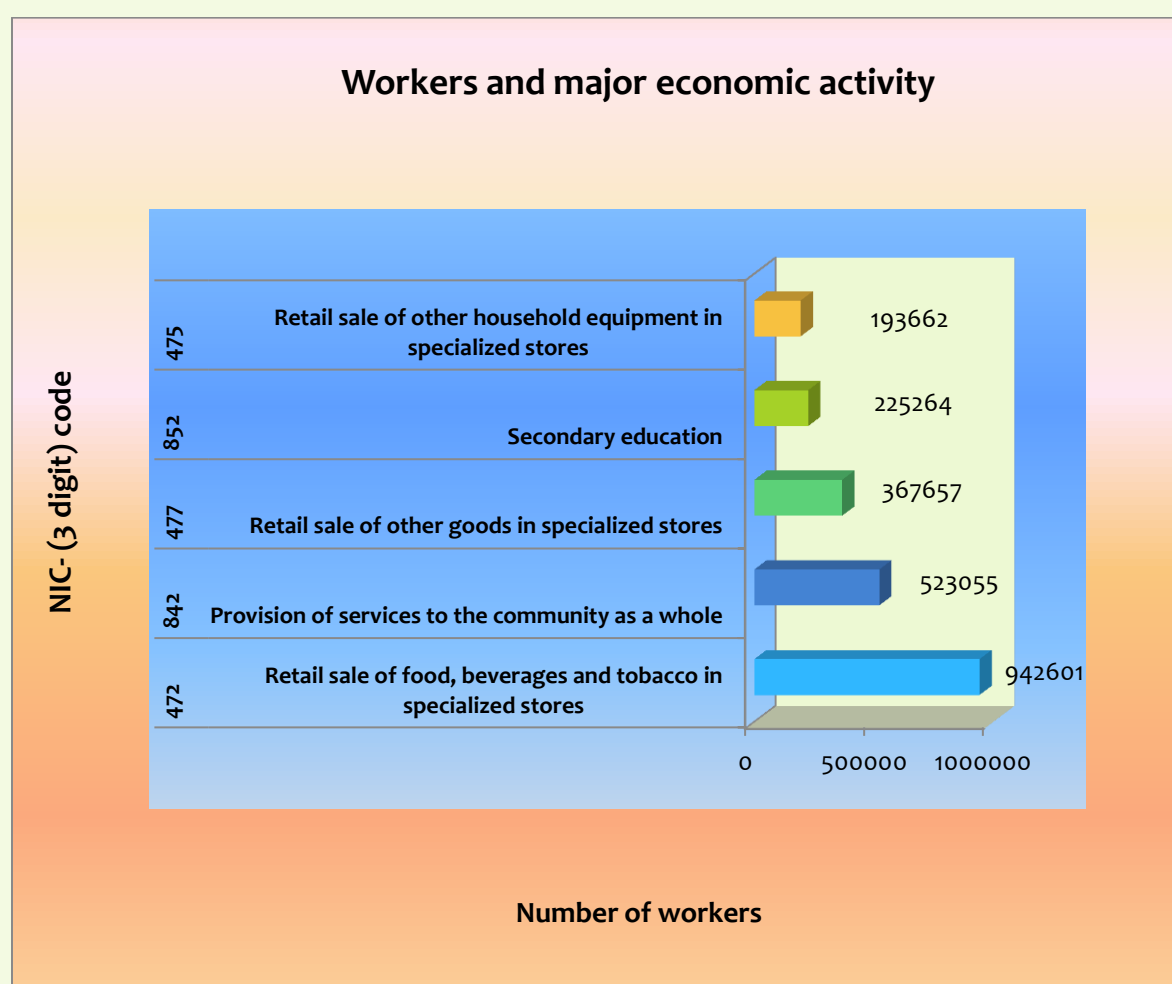
All the establishments registered under 10 Registration authorities are codified with 3-digit NIC Codes (2008). The total number of working Establishments and workers in the State are 815135 and 5482650 respectively. While analyzing the working establishments with 3-digits NIC codes, Retail sale of other goods in specialized stores (NIC-477) like Cloth shops, Foot wear, Medical shops and Jewelry shops etc., is having the highest number of establishments i.e. 114004 followed by Retail sale of food, beverages and tobacco in specialized stores (NIC-472)) like Provisional stores, Beverages, Sweets and Tobacco products shops is 106571, Retail sale of other Household equipment in specialized stores (NIC-475) like Hardware, Paints and household appliances etc. is 65014, Retail sale in non-specialized stores (NIC-471) is 28644, Manufacturing of grain mill products, Starches and Starch products (NIC-106) like Flour, Rice & Dal mills and manufacturing of Starches etc. is 27480.



6(b)

• Workers engaged in major Economic Activity

In the State, while analyzing the workers with economic activity (3-digits NIC codes), Retail sale of food, beverages and tobacco in specialized stores (NIC-472) is having highest No. of workers i.e., 942601 followed by Provision of services to the community as a whole (NIC-842) 523055 and Retail sale of other goods in specialized stores (NIC-477) 367657, Secondary Education (NIC-852) 225264, Retail sale of other household equipment in specialized stores (NIC-475) is 193662.



SECTION - III

TABLES

Table-1**• District wise number of establishments**

S. No.	District	Number of Establishments
1	Agra	46920
2	Aligarh	10670
3	Allahabad	25879
4	Ambedkar Nagar	6752
5	Amethi	4651
6	Auraiya	5320
7	Azamgarh	17179
8	Baghpat	3734
9	Bahraich	5330
10	Ballia	11269
11	Balrampur	2842
12	Banda	4624
13	Bara Banki	8059
14	Bareilly	15860
15	Basti	4694
16	Bijnor	13233
17	Budaun	3784
18	Bulandshahr	16039
19	Chandauli	8161
20	Chitrakoot	3894
21	Deoria	7519
22	Etah	3574
23	Etawah	5010
24	Faizabad	10539
25	Farrukhabad	7070
26	Fatehpur	8222
27	Firozabad	9211
28	Gautam Buddha Nagar	12715
29	Ghaziabad	30729
30	Ghazipur	10828
31	Gonda	5147
32	Gorakhpur	20436
33	Hamirpur	3467
34	Hapur	4620
35	Hardoi	6818
36	Jalaun	8991
37	Jaunpur	19903
38	Jhansi	10181

contd....

S. No.	District	Number of Establishments
39	Jyotiba Phule Nagar	4537
40	Kannauj	11384
41	Kanpur Dehat	5754
42	Kanpur Nagar	54021
43	Kanshiram Nagar	2077
44	Kaushambi	3434
45	Kheri	6120
46	Kushinagar	7392
47	Lalitpur	7926
48	Lucknow	54064
49	Mahamaya Nagar	8000
50	Mahoba	4414
51	Mahrajganj	5539
52	Mainpuri	6072
53	Mathura	11460
54	Mau	12457
55	Meerut	30120
56	Mirzapur	7448
57	Moradabad	8504
58	Muzaffarnagar	13360
59	Pilibhit	6930
60	Pratapgarh	7443
61	Rae Bareli	5037
62	Rampur	10192
63	Saharanpur	18207
64	Sambhal	3269
65	Sant Kabir Nagar	2831
66	Sant Ravidas Nagar (Bhadohi)	5795
67	Shahjahanpur	11205
68	Shamli	1883
69	Shrawasti	1111
70	Siddharthnagar	5154
71	Sitapur	8808
72	Sonbhadra	5881
73	Sultanpur	9156
74	Unnao	7905
75	Varanasi	36371
Grand Total		815135

Table-2

• District wise and Act wise number of working establishment

S. No	District	Comp anies Act	Factori es Act	Shops and Comme rcial establis hments	Societi es Regist ration Act	Coope rative Societi es Act	Khadi and village Indust ries Board	Pre Concep tion and Pre Natal Diagno stic Techniq ues Act,	Directo rate of Industri es (District Industri es Centre)	Clinical Establis hment Act	Food Safety and Standar d Act of India	Total
1	Agra	3240	749	23269	4476	332	568	1029	6326	1429	5577	46995
2	Aligarh	637	331	6196	1019	22	55	131	2004	1	292	10688
3	Allahabad	1014	165	15389	2985	262	183	65	2317	10	3497	25887
4	Ambedkar Nagar	36	197	1915	1704	391	161	22	1500	-	828	6754
5	Amethi	59	58	891	737	97	212	-	1078	94	1425	4651
6	Auraiya	92	17	1596	939	139	9	-	761	-	1777	5330
7	Azamgarh	46	2	7141	3349	248	511	82	1678	-	4123	17180
8	Baghpat	13	69	2022	336	35	43	29	742	445	7	3741
9	Bahraich	56	29	2013	1056	75	27	50	1201	-	833	5340
10	Ballia	2	17	3370	900	143	1044	22	2710	714	2351	11273
11	Balrampur	20	16	661	696	20	457	-	419	60	493	2842
12	Banda	37	26	1748	640	36	55	8	1180	352	543	4625
13	Bara Banki	64	61	2046	1165	194	155	29	1467	211	2681	8073
14	Bareilly	800	210	8737	1535	258	32	126	3100	-	1069	15867
15	Basti	46	12	1462	492	175	396	25	1106	115	866	4695
16	Bijnor	209	226	7122	1950	351	446	114	2565	127	123	13233
17	Budaun	26	117	228	666	184	224	27	1887	302	130	3791
18	Bulandshahr	190	282	7240	1025	275	614	61	4461	597	1307	16052
19	Chandauli	83	208	2158	485	55	370	25	2040	315	2426	8165
20	Chitrakoot	-	1	1161	260	10	395	3	517	78	1469	3894
21	Deoria	44	12	3952	610	255	363	34	1204	243	803	7520
22	Etah	52	14	1354	514	164	65	13	1019	149	234	3578
23	Etawah	312	43	711	643	102	7	24	1698	-	1481	5021
24	Faizabad	92	128	4596	1570	136	183	126	1062	555	2104	10552
25	Farrukhabad	57	66	3215	539	190	12	48	1779	127	1037	7070
26	Fatehpur	27	48	3220	138	52	79	10	1590	50	3012	8226
27	Firozabad	1	1070	6824	183	101	-	-	1033	-	-	9212
28	Gautam Buddha Nagar	382	2110	2728	2293	1281	473	118	3044	258	234	12921
29	Ghaziabad	3615	1803	9769	1357	91	94	257	10927	864	1964	30741
30	Ghazipur	65	33	4178	640	157	538	12	1908	22	3285	10838
31	Gonda	33	47	1224	1797	21	206	19	882	153	867	5249

contd...

S. No	District	Comp anies Act	Factori es Act	Shops and Comme rcial establis hments	Societi es Regist ration Act	Coope rative Societi es Act	Khadi and village Indust ries Board	Pre Concep tion and Pre Natal Diagno stic Techniq ues Act,	Directo rate of Industri es (District Industri es Centre)	Clinical Establis hment Act	Food Safety and Standar d Act of India	Total
32	Gorakhpur	1211	166	13663	1352	155	53	173	945	-	2722	20440
33	Hamirpur	9	-	1913	546	51	1	20	3	185	740	3468
34	Hapur	115	70	1489	573	110	485	40	796	154	788	4620
35	Hardoi	123	39	2065	670	5	604	3	2217	-	1094	6820
36	Jalaun	49	16	3580	325	227	665	12	2075	225	1820	8994
37	Jaunpur	206	142	5880	1691	204	152	54	4297	694	6583	19903
38	Jhansi	271	71	1331	947	94	122	51	1966	653	4681	10187
39	Jyotiba Phule Nagar	24	141	1515	981	143	35	18	1103	266	319	4545
40	Kannauj	102	90	4065	4107	84	80	15	754	6	2088	11391
41	Kanpur Dehat	327	130	1719	951	32	357	5	2108	33	108	5770
42	Kanpur Nagar	5699	2091	19380	3226	217	1107	160	4910	456	16790	54036
43	Kanshiram Nagar	24	31	176	516	-	152	11	344	28	795	2077
44	Kaushambi	12	23	1546	272	77	642	18	523	43	280	3436
45	Kheri	9	20	6073	9	6	-	-	2	-	5	6124
46	Kushinagar	32	8	4564	931	147	277	32	631	42	734	7398
47	Lalitpur	7	3	4363	338	5	167	31	1947	107	962	7930
48	Lucknow	9106	820	31321	2366	1718	338	2	4047	4352	16	54086
49	Mahamaya Nagar	152	191	4292	308	89	119	-	1154	293	1403	8001
50	Mahoba	13	12	943	263	73	180	-	1328	175	1428	4415
51	Mahrajganj	27	5	2478	302	155	147	69	1024	81	1261	5549
52	Mainpuri	135	99	2472	779	92	174	14	1848	222	237	6072
53	Mathura	778	209	2715	2077	207	271	83	4161	816	145	11462
54	Mau	10	8	6379	1556	111	525	2	1884	49	1934	12458
55	Meerut	1865	729	11576	1559	330	1731	180	6834	2128	3199	30131
56	Mirzapur	98	95	3045	834	82	815	67	1699	28	688	7451
57	Moradabad	204	258	3912	802	122	145	-	1887	-	1183	8513
58	Muzaffarnagar	483	16	8606	330	3607	240	-	78	-	-	13360
59	Pilibhit	62	34	2548	629	62	500	33	1992	298	788	6946
60	Pratapgarh	26	19	881	814	179	6	61	2769	781	1914	7450
61	Rae Bareli	29	35	1398	94	64	120	50	2107	357	790	5044
62	Rampur	169	1374	4346	1446	71	43	35	1803	102	818	10207
63	Saharanpur	336	200	15205	798	159	292	100	760	73	287	18210
64	Sambhal	21	51	1952	229	105	94	-	383	77	357	3269
65	Sant Kabir Nagar	16	24	1213	364	87	115	11	337	113	556	2836
66	Sant Ravidas Nagar	94	66	1954	325	29	287	24	1128	309	1583	5799

contd....

S. No	District	Comp anies Act	Factori es Act	Shops and Comme rcial establis hments	Societi es Regist ration Act	Coope rative Societi es Act	Khadi and village Indust ries Board	Pre Concep tion and Pre Natal Diagno stic Techniq ues Act,	Directo rate of Industri es (District Industri es Centre)	Clinical Establis hment Act	Food Safety and Standar d Act of India	Total
67	Shahjahanpur	253	32	3332	1243	403	495	35	3413	568	1434	11208
68	Shamli	77	8	1203	49	532	2	-	12	-	-	1883
69	Shrawasti	-	-	234	341	33	154	5	267	48	29	1111
70	Siddharthnagar	2	1	910	476	19	248	10	511	20	2961	5158
71	Sitapur	108	109	2826	381	190	560	15	1851	683	2085	8808
72	Sonbhadra	35	86	4236	667	21	76	20	391	60	290	5882
73	Sultanpur	88	9	2390	453	120	247	33	3852	34	1948	9174
74	Unnao	123	200	4979	406	193	160	16	965	312	566	7920
75	Varanasi	1627	1110	26516	2378	244	169	5	766	35	4762	37612
	Grand Total	35507	17008	365320	76403	16506	21129	4022	139077	22177	120009	817158*

* Grand total value exceeds due to multiple registration of a single unit under more than one Act.

Table-3**• District wise number of workers**

S. No.	District	Number of workers
1	Agra	157960
2	Aligarh	52014
3	Allahabad	114083
4	Ambedkar Nagar	22303
5	Amethi	12619
6	Auraiya	21018
7	Azamgarh	46089
8	Baghpat	9688
9	Bahraich	24519
10	Ballia	30163
11	Balrampur	10991
12	Banda	14019
13	Bara Banki	24455
14	Bareilly	69567
15	Basti	11750
16	Bijnor	77869
17	Budaun	13721
18	Bulandshahr	70670
19	Chandauli	24070
20	Chitrakoot	6388
21	Deoria	20987
22	Etah	13650
23	Etawah	30915
24	Faizabad	33801
25	Farrukhabad	24110
26	Fatehpur	21820
27	Firozabad	66584
28	Gautam Buddha Nagar	431589
29	Ghaziabad	340357
30	Ghazipur	27353
31	Gonda	18961
32	Gorakhpur	71303
33	Hamirpur	32393
34	Hapur	14984
35	Hardoi	19558
36	Jalaun	20673

contd...

S. No.	District	Number of workers
37	Jaunpur	62068
38	Jhansi	28349
39	Jyotiba Phule Nagar	25121
40	Kannauj	46460
41	Kanpur Dehat	65877
42	Kanpur Nagar	255891
43	Kanshiram Nagar	9393
44	Kaushambi	11116
45	Kheri	13771
46	Kushinagar	28193
47	Lalitpur	18020
48	Lucknow	437940
49	Mahamaya Nagar	22514
50	Mahoba	8976
51	Mahrajganj	17935
52	Mainpuri	21638
53	Mathura	38560
54	Mau	33404
55	Meerut	140853
56	Mirzapur	47435
57	Moradabad	64582
58	Muzaffarnagar	48987
59	Pilibhit	20230
60	Pratapgarh	24270
61	Rae Bareli	11943
62	Rampur	69175
63	Saharanpur	61376
64	Sambhal	14481
65	Sant Kabir Nagar	8565
66	Sant Ravidas Nagar (Bhadohi)	19151
67	Shahjahanpur	46139
68	Shamli	5589
69	Shrawasti	3287
70	Siddharthnagar	10480
71	Sitapur	28690
72	Sonbhadra	50758
73	Sultanpur	20740
74	Unnao	31782
75	Varanasi	1605917
Grand Total		5482650

Table-4**• Act wise number of workers**

S. No.	Acts	Number of establishment	Number of workers	% Composition
1	Companies Act	35507	647496	11.67
2	Factories Act	17008	502174	9.05
3	Shops and Commercial establishments	365320	2100153	37.84
4	Societies Registration Act	76403	952575	17.16
5	Cooperative Societies Act	16506	118390	2.13
6	Khadi and village Industries Board	21129	79796	1.44
7	Directorate of Industries (District Industries Centre)	139077	821167	14.80
8	Pre Conception and Pre Natal Diagnostic Techniques Act,	4022	21470	0.39
9	Clinical Establishment Act	22177	74669	1.35
10	Food Safety and Standard Act of India	120009	231661	4.17
	Total	817158*	5549551*	100

* Grand total value exceeds due to multiple registration of a single unit under more than one Act.

Table-5**• Employment size wise number of establishment**

S. No	Employment size	Number of Establishment	% Composition
1	1 to 10*	756663	92.83
2	11 to 15	28358	3.48
3	16 to 50	24631	3.02
4	51 to 100	2957	0.36
5	101 to 500	2170	0.27
6	501 to 1000	254	0.03
7	More than 1000	102	0.01
Grand Total		815135	100.00

*Own account establishment with zero Employment size is included in Class 1 to 10.

Table-6

• 20 Major Economic activity wise number of units

S. No	NIC (3-digit Code)	Activity Description	Number of units
1	477	Retail sale of other goods in specialized stores	114004
2	472	Retail sale of food, beverages and tobacco in specialized stores	106571
3	475	Retail sale of other household equipment in specialized stores	65014
4	471	Retail sale in non-specialized stores	28644
5	106	Manufacture of grain mill products, starches and starch products	27480
6	842	Provision of services to the community as a whole	25566
7	141	Manufacture of wearing apparel, except fur apparel	24738
8	952	Repair of personal and household goods	17353
9	139	Manufacture of other textiles	14708
10	561	Restaurants and mobile food service activities	12995
11	851	Pre-primary and primary education	11827
12	862	Medical and dental practice activities	10987
13	321	Manufacture of jewellery, bijouterie and related articles	10295
14	960	Other personal service activities	9843
15	259	Manufacture of other fabricated metal products; metalworking service activities	9723
16	107	Manufacture of other food products	9289
17	454	Sale, maintenance and repair of motorcycles and related parts and accessories	8994
18	464	Wholesale of household goods	8943
19	476	Retail sale of cultural and recreation goods in specialized stores	8858
20	310	Manufacture of furniture	8168

Table-7**• 20 Major Economic activity wise workers**

S. No.	NIC 3- digit code	Activity description	Number of workers
1	472	Retail sale of food, beverages and tobacco in specialized stores	942601
2	842	Provision of services to the community as a whole	523055
3	477	Retail sale of other goods in specialized stores	367657
4	852	Secondary education	225264
5	475	Retail sale of other household equipment in specialized stores	193662
6	141	Manufacture of wearing apparel, except fur apparel	162952
7	881	Social work activities without accommodation for the elderly and disabled	151953
8	259	Manufacture of other fabricated metal products; metalworking service activities	116454
9	239	Manufacture of non-metallic mineral products n.e.c.	101385
10	106	Manufacture of grain mill products, starches and starch products	95136
11	107	Manufacture of other food products	84707
12	851	Pre-primary and primary education	84150
13	139	Manufacture of other textiles	76157
14	801	Private security activities	66418
15	861	Hospital activities	65159
16	960	Other personal service activities	63756
17	561	Restaurants and mobile food service activities	61354
18	471	Retail sale in non-specialized stores	58340
19	889	Other social work activities without accommodation	55427
20	681	Real estate activities with own or leased property	54447

Table-8**• Ownership Type wise number of establishment**

S. No	Ownership Type	Number of establishment	% Composition
1	Govt./PSU	31686	3.887
2	Proprietary	646083	79.261
3	Partnership	27097	3.324
4	Company	38349	4.705
5	Self Help Group	17607	2.160
6	Cooperative	11003	1.350
7	Non Profit Institution	28673	3.518
8	Others	14637	1.796
Grand Total		815135	100.000

Table-9**• Ownership Type wise number of workers**

S. No.	Ownership Type	Number of Workers	% Composition
1	Govt./PSU	189345	3.45
2	Proprietary	2529818	46.14
3	Partnership	522933	9.54
4	Company	1133764	20.68
5	Self Help Group	204391	3.73
6	Cooperative	320605	5.85
7	Non Profit Institution	497056	9.07
8	Others	84738	1.55
Grand Total		5482650	100.00

SECTION - IV

ANNEXURES

Annex-1

Format A

Name of the State:

Name of the Act/ authority:

S. No.	Name of the establishment/o wner of establishment (if no establishment name)	Address						Registration number
		House Number	Lane/ Street/ Name	Locality	Town/ Village	District	Pin code	
1	2	3	4	5	6	7	8	9

Annex-2

Format B

Business Register Schedule		
(for Establishments registered under 10 Acts/Registering Authorities)		
SECTION I: IDENTIFICATION PARTICULARS		
i) State	Code
ii) District	Code
iii) Tehsil/Taluk/PS/Dev. Block/Circle/Mandal etc.	Code
iv) Town/Village	Code
v) Ward(only for Town)	Code
SECTION II: Information on Directory of Establishments		
1. Name and address along with PAN & TAN.If it's a Branch Office.		2. Name and address of Main Office along with PAN & TAN.
1.1 हिन्दी में		2.1 हिन्दी में
नाम		नाम
मकान संख्या		मकान संख्या
गली		गली
मोहल्ला		मोहल्ला
पिन कोड		पिन कोड
1.2 English		2.2 English
Name		Name
House No.		House No.
Lane		Lane
Locality		Locality
PIN Code		PIN Code
1.3 Tel.No./Mobile No.		2.3 Tel.No./Mobile No.
1.4 E-mail		2.4 E-mail
1.5 PAN No.		2.5 PAN No.
1.6 TAN No.		2.6 TAN No.
3. Description of major activity(मुख्य क्रियाकलाप का विवरण)		3. Description of major activity(मुख्य क्रियाकलाप का विवरण)
4. NIC-2008 3 digit code		4. NIC-2008 3 digit code
contd...		
5. Year of starting of operation(under current ownership)		
6. Ownership code :-		

i) Govt./PSU:1,	
ii) Private:- Proprietary :2, Partnership:3, Company:4,Self Help Group:5,Cooperative:6,Non Profit Institution:7,Others:8	
7. Total number of persons employed on the last working day in relation to day of visit	
8. Enter the registration number, whichever is applicable	
8.1 Companies Act,1956 Act	
8.2 Factories Act,1948	
8.3 Shops and Commercial Establishments Act,1962	
8.4 Societies Registration Act,1860	
8.5 Cooperative Societies Act,1965	
8.6 Khadi and Village Industries Board,1966	
8.7 Directorate of Industries (District Industries Centre),2006	
8.8 Pre Conception and Pre Natal Diagnostic Techniques Act, 1995	
8.9 Clinical Establishment Act, 2009	
9.0 Food Safety and Standard Act of India, 2006	
SECTION III: Remarks	
Particulars of Field Officers:	
Signature of the enumerator	Checked and found correct
	Signature of supervisor
Name of the Enumerator	Name of the Supervisor
Date	Date
Enumerator Mobile Number	Supervisor Mobile Number
SECTION IV:Instructions& particulars of Field Officers	
INSTRUCTIONS	
a.Use only Arabic Numerals 0,1,2,3,4,5,6,7,8 and 9	
b.Do not fold the schedule.	
c.Use black ink ball point pen,keeping schedule on the board provided for the purpose.	
d.Avoid over writing in case of correction,cross the line and use a fresh line.	

Annex-3

Format C

Format of Business Register

Block 1: Identification particulars				
State/UT _____	District _____	Tehsil/Taluka/P.S./Dev. Block _____	Town/Village _____	Ward No.(for town only) _____
Population Census 2011 Enumeration Block _____				

Block2: Details of establishments

S.No.	BRN (16 digit code)	Name of establishment / Owner (if no establishment name)	Location code(16 digit code)	Complete Address along with PAN and TAN Numbers								Address of Head Office(along with PAN and TAN Numbers) if establishment in col.3 is a branch office							
				House No.	Lane/ Street Name	Locality	Pin Code	Teleph- hone/Mobile No.	E-mail Address	PAN No.	TAN No.	House No.	Lane/Street Name	Locality	Pin Code	Telephone /Mobile No.	E-mail Address	PAN No.	TAN No.
1	2	3	4	5	6	7	8	9	10	11	12	13	14	15	16	17	18	19	20

Description of the major activity of establishment /enterprise	NIC 2008(3digit activity code)	Year of start of operation under current ownership (yyyy format)	Ownership code Govt./PSU:1,Private:Proprietary:2,Partnership:3,Company:4,Self Help Group:5,Cooperative:6,Non Profit Institution:7,Others:8	Total number of persons employed as on last working day in relation to day of visit	Act/Authorities Registration Number											
					Companies Act 1956	Factories Act 1948	Shops and Commercial establishments Acts	Societies Registration Act	Cooperative Societies Act	Khadi and village industries Board	Directorate of industries(D istrict Industries Center)	Pre Conception and Pre Natal Diagnostic Techniques Act, 1995	Clinical Establishm ent Act, 2009	Food Safety and Standard Act of India, 2006	Remarks	
21	22	23	24	25	26	27	28	29	30	31	32	33	34	35	36	

Block 3:Particulars of Official		
Name		
Field Officers No.		
Signature		

Annex-4

NIC 2008 Section- Major Industry classification

Section A Agriculture, forestry and fishing
Section B Mining and quarrying
Section C Manufacturing
Section D Electricity, gas, steam and air conditioning supply
Section E Water supply; sewerage, waste management and remediation activities
Section F Construction
Section G Wholesale and retail trade; repair of motor vehicles and motorcycles
Section H Transportation and storage
Section I Accommodation and Food service activities
Section J Information and communication
Section K Financial and insurance activities
Section L Real estate activities
Section M Professional, scientific and technical activities
Section N Administrative and support service activities
Section O Public administration and defence; compulsory social security
Section P Education
Section Q Human health and social work activities
Section R Arts, entertainment and recreation
Section S Other service activities
Section T Activities of households as employers; undifferentiated goods- and
Section U Activities of extraterritorial organizations and bodies

Annex-5

NIC 2008 Division- Major Industry classification (2 digit)

Divisions	Description of activity
01	Crop and animal production, hunting and related service activities
02	Forestry and logging
03	Fishing and aquaculture
05	Mining of coal and lignite
06	Extraction of crude petroleum and natural gas
07	Mining of metal ores
08	Other mining and quarrying
09	Mining support service activities
10	Manufacture of food products
11	Manufacture of beverages
12	Manufacture of tobacco products
13	Manufacture of textiles
14	Manufacture of wearing apparel
15	Manufacture of leather and related products
16	Manufacture of wood and products of wood and cork, except furniture;
17	Manufacture of paper and paper products
18	Printing and reproduction of recorded media
19	Manufacture of coke and refined petroleum products
20	Manufacture of chemicals and chemical products
21	Manufacture of pharmaceuticals, medicinal chemical and botanical products
22	Manufacture of rubber and plastics products
23	Manufacture of other non-metallic mineral products
24	Manufacture of basic metals
25	Manufacture of fabricated metal products, except machinery and equipment
26	Manufacture of computer, electronic and optical products
27	Manufacture of electrical equipment
28	Manufacture of machinery and equipment n.e.c.
29	Manufacture of motor vehicles, trailers and semi-trailers
30	Manufacture of other transport equipment
31	Manufacture of furniture
32	Other manufacturing
33	Repair and installation of machinery and equipment
35	Electricity, gas, steam and air conditioning supply
36	Water collection, treatment and supply

contd....

Divisions	Description of activity
37	Sewerage
38	Waste collection, treatment and disposal activities; materials recovery
39	Remediation activities and other waste management services
41	Construction of buildings
42	Civil engineering
43	Specialized construction activities
45	Wholesale and retail trade and repair of motor vehicles and motorcycles
46	Wholesale trade, except of motor vehicles and motorcycles
47	Retail trade, except of motor vehicles and motorcycles
49	Land transport and transport via pipelines
50	Water transport
51	Air transport
52	Warehousing and support activities for transportation
53	Postal and courier activities
55	Accommodation
56	Food and beverage service activities
58	Publishing activities
59	Motion picture, video and television programme production, sound recording
60	Broadcasting and programming activities
61	Telecommunications
62	Computer programming, consultancy and related activities
63	Information service activities
64	Financial service activities, except insurance and pension funding
65	Insurance, reinsurance and pension funding, except compulsory social
66	Other financial activities
68	Real estate activities
69	Legal and accounting activities
70	Activities of head offices; management consultancy activities
71	Architecture and engineering activities; technical testing and analysis
72	Scientific research and development
73	Advertising and market research
74	Other professional, scientific and technical activities
75	Veterinary activities
77	Rental and leasing activities
78	Employment activities
79	Travel agency, tour operator and other reservation service activities
80	Security and investigation activities
81	Services to buildings and landscape activities
82	Office administrative, office support and other business support activities
84	Public administration and defence; compulsory social security
85	Education
86	Human health activities
87	Residential care activities

contd....

Divisions	Description of activity
88	Social work activities without accommodation
90	Creative, arts and entertainment activities
91	Libraries, archives, museums and other cultural activities
92	Gambling and betting activities
93	Sports activities and amusement and recreation activities
94	Activities of membership organizations
95	Repair of computers and personal and household goods
96	Other personal service activities
97	Activities of households as employers of domestic personnel
98	Undifferentiated goods- and services-producing activities of private
99	Activities of extraterritorial organizations and bodies

Annex-6

NIC 2008 Group: 3-digit NIC code along with the description

NIC-2008 (3-Digit)-Group	Description
011	Growing of non-perennial crops
012	Growing of perennial crops
013	Plant propagation
014	Animal production
015	Mixed farming
016	Support activities to agriculture and post-harvest crop activities
017	Hunting, trapping and related service activities
021	Silviculture and other forestry activities
022	Logging
023	Gathering of non-wood forest products
024	Support services to forestry
031	Fishing
032	Aquaculture
051	Mining of hard coal
052	Mining of lignite
061	Extraction of crude petroleum
062	Extraction of natural gas
071	Mining of iron ores
072	Mining of non-ferrous metal ores
081	Quarrying of stone, sand and clay
089	Mining and quarrying n.e.c.
091	Support activities for petroleum and natural gas extraction
099	Support activities for other mining and quarrying
101	Processing and preserving of meat
102	Processing and preserving of fish, crustaceans and molluscs
103	Processing and preserving of fruit and vegetables
104	Manufacture of vegetable and animal oils and fats
105	Manufacture of dairy products
106	Manufacture of grain mill products, starches and starch products
107	Manufacture of other food products
108	Manufacture of prepared animal feeds
110	Manufacture of beverages
120	Manufacture of tobacco products
131	Spinning, weaving and finishing of textiles
139	Manufacture of other textiles
141	Manufacture of wearing apparel, except fur apparel
142	Manufacture of articles of fur
143	Manufacture of knitted and crocheted apparel

NIC-2008 (3-Digit)-Group	Description
151	Tanning and dressing of leather; manufacture of luggage, handbags, saddlery and harness; dressing and dyeing of fur
152	Manufacture of footwear
161	Sawmilling and planing of wood
162	Manufacture of products of wood, cork, straw and plaiting materials
170	Manufacture of paper and paper products
181	Printing and service activities related to printing
182	Reproduction of recorded media
191	Manufacture of coke oven products
192	Manufacture of refined petroleum products
201	Manufacture of basic chemicals, fertilizers and nitrogen compounds, plastics
202	Manufacture of other chemical products
203	Manufacture of man-made fibres
210	Manufacture of pharmaceuticals, medicinal chemical and botanical products
221	Manufacture of rubber products
222	Manufacture of plastics products
231	Manufacture of glass and glass products
239	Manufacture of non-metallic mineral products n.e.c.
241	Manufacture of basic iron and steel
242	Manufacture of basic precious and other non-ferrous metals
243	Casting of metals
251	Manufacture of structural metal products, tanks, reservoirs and steam generators
252	Manufacture of weapons and ammunition
259	Manufacture of other fabricated metal products; metalworking service activities
261	Manufacture of electronic components and boards
262	Manufacture of computers and peripheral equipment
263	Manufacture of communication equipment
264	Manufacture of consumer electronics
265	Manufacture of measuring, testing, navigating and control equipment; watches
266	Manufacture of irradiation, electromedical and electrotherapeutic equipment
267	Manufacture of optical instruments and photographic equipment
268	Manufacture of magnetic and optical media
271	Manufacture of electric motors, generators, transformers and electricity
272	Manufacture of batteries and accumulators
273	Manufacture of wiring and wiring devices
274	Manufacture of electric lighting equipment
275	Manufacture of domestic appliances
279	Manufacture of other electrical equipment
281	Manufacture of general-purpose machinery
282	Manufacture of special-purpose machinery
291	Manufacture of motor vehicles
292	Manufacture of bodies (coachwork) for motor vehicles; manufacture of trailers
293	Manufacture of parts and accessories for motor vehicles

NIC-2008 (3-Digit)-Group	Description
301	Building of ships and boats
302	Manufacture of railway locomotives and rolling stock
303	Manufacture of air and spacecraft and related machinery
304	Manufacture of military fighting vehicles
309	Manufacture of transport equipment n.e.c.
310	Manufacture of furniture
321	Manufacture of jewellery, bijouterie and related articles
322	Manufacture of musical instruments
323	Manufacture of sports goods
324	Manufacture of games and toys
325	Manufacture of medical and dental instruments and supplies
329	Other manufacturing n.e.c.
331	Repair of fabricated metal products, machinery and equipment
332	Installation of industrial machinery and equipment
351	Electric power generation, transmission and distribution
352	Manufacture of gas; distribution of gaseous fuels through mains
353	Steam and air conditioning supply
360	Water collection, treatment and supply
370	Sewerage
381	Waste collection
382	Waste treatment and disposal
383	Materials recovery
390	Remediation activities and other waste management services
410	Construction of buildings
421	Construction of roads and railways
422	Construction of utility projects
429	Construction of other civil engineering projects
431	Demolition and site preparation
432	Electrical, plumbing and other construction installation activities
433	Building completion and finishing
439	Other specialized construction activities
451	Sale of motor vehicles
452	Maintenance and repair of motor vehicles
453	Sale of motor vehicle parts and accessories
454	Sale, maintenance and repair of motorcycles and related parts and accessories
461	Wholesale on a fee or contract basis
462	Wholesale of agricultural raw materials and live animals
463	Wholesale of food, beverages and tobacco
464	Wholesale of household goods
465	Wholesale of machinery, equipment and supplies
466	Other specialized wholesale
469	Non-specialized wholesale trade
471	Retail sale in non-specialized stores
472	Retail sale of food, beverages and tobacco in specialized stores
473	Retail sale of automotive fuel in specialized stores

NIC-2008 (3-Digit)-Group	Description
474	Retail sale of information and communications equipment in specialized stores
475	Retail sale of other household equipment in specialized stores
476	Retail sale of cultural and recreation goods in specialized stores
477	Retail sale of other goods in specialized stores
478	Retail sale via stalls and markets
479	Retail trade not in stores, stalls or markets
491	Transport via railways
492	Other land transport
493	Transport via pipeline
501	Sea and coastal water transport
502	Inland water transport
511	Passenger air transport
512	Freight air transport
521	Warehousing and storage
522	Support activities for transportation
531	Postal activities
532	Courier activities
551	Short term accommodation activities
552	Camping grounds, recreational vehicle parks and trailer parks
559	Other accommodation
561	Restaurants and mobile food service activities
562	Event catering and other food service activities
563	Beverage serving activities
581	Publishing of books, periodicals and other publishing activities
582	Software publishing
591	Motion picture, video and television programme activities
592	Sound recording and music publishing activities
601	Radio broadcasting
602	Television programming and broadcasting activities
611	Wired telecommunications activities
612	Wireless telecommunications activities
613	Satellite telecommunications activities
619	Other telecommunications activities
620	Computer programming, consultancy and related activities
631	Data processing, hosting and related activities; web portals
639	Other information service activities
641	Monetary intermediation
642	Activities of holding companies
643	Trusts, funds and similar financial entities
649	Other financial service activities, except insurance and pension funding
651	Insurance
652	Reinsurance
653	Pension funding
661	Activities auxiliary to financial service activities, except insurance and pension
662	Activities auxiliary to insurance and pension funding

NIC-2008 (3-Digit)-Group	Description
663	Fund management activities
681	Real estate activities with own or leased property
682	Real estate activities on a fee or contract basis
691	Legal activities
692	Accounting, bookkeeping and auditing activities; tax consultancy
701	Activities of head offices
702	Management consultancy activities
711	Architectural and engineering activities and related technical consultancy
712	Technical testing and analysis
721	Research and experimental development on natural sciences and engineering
722	Research and experimental development on social sciences and humanities
731	Advertising
732	Market research and public opinion polling
741	Specialized design activities
742	Photographic activities
749	Other professional, scientific and technical activities n.e.c.
750	Veterinary activities
771	Renting and leasing of motor vehicles
772	Renting and leasing of personal and household goods
773	Renting and leasing of other machinery, equipment and tangible goods
774	Leasing of intellectual property and similar products, except copyrighted works
781	Activities of employment placement agencies
782	Temporary employment agency activities
783	Other human resources provision
791	Travel agency and tour operator activities
799	Other reservation service and related activities
801	Private security activities
802	Security systems service activities
803	Investigation activities
811	Combined facilities support activities
812	Cleaning activities
813	Landscape care and maintenance service activities
821	Office administrative and support activities
822	Activities of call centres
823	Organization of conventions and trade shows
829	Business support service activities n.e.c.
841	Administration of the State and the economic and social policy of the
842	Provision of services to the community as a whole
843	Compulsory social security activities
851	Pre-primary and primary education
852	Secondary education
853	Higher education
854	Other education
855	Educational support activities
861	Hospital activities

NIC-2008 (3-Digit)-Group	Description
862	Medical and dental practice activities
869	Other human health activities
871	Residential nursing care facilities
872	Residential care activities for mental retardation, mental health and substance
873	Residential care activities for the elderly and disabled
879	Other residential care activities
881	Social work activities without accommodation for the elderly and disabled
889	Other social work activities without accommodation
900	Creative, arts and entertainment activities
910	Libraries, archives, museums and other cultural activities
920	Gambling and betting activities
931	Sports activities
932	Other amusement and recreation activities
941	Activities of business, employers and professional membership organizations
942	Activities of trade unions
949	Activities of other membership organizations
951	Repair of computers and communication equipment
952	Repair of personal and household goods
960	Other personal service activities
970	Activities of households as employers of domestic personnel
981	Undifferentiated goods-producing activities of private households for own use
982	Undifferentiated service-producing activities of private households for own use
990	Activities of extraterritorial organizations and bodies

Annex-7

The coding convention used in Census 2011

1. The State code of 2 digits within India has been used similar to the one used in earlier census.
2. The District code of 3 digits continuous code within India has been given.
3. The Sub-district code of 5 digits continuous code within India has been used.
4. The Village code of 6 digits has been used continuous code within India. Range of 000001 – 799999 has been kept for Villages. The Census Towns and OGs which are treated as urban for census purpose have also been included in the Rural Directory. The town code (only statutory towns) has been numbered within India. The town code range is 800001 - 899999.

Codes are available in Excel files from the following link

<http://censusindia.gov.in/2011census/Listofvillagesandtowns.aspx>



Economics & Statistics Division
Department of Planning, Govt. Of Uttar Pradesh
9 Sarojni Naidu Marg, Lucknow

Website :-<http://updes.up.nic.in>